



**District Report Card: 2017**


<b>State:</b> Andaman & Nicobar Islands	<b>District:</b> Nicobars
<b>Class:</b> 8	<b>Subject:</b> Language
<b>Schools:</b> 20	<b>Students:</b> 267


**Participation/Coverage**


**Students**

<div>GENDER</div> <div></div>	Boys				Girls			
	Number		%		Number		%	
	134		50.19		133		49.81	

<div>AREA</div> <div></div>	Rural				Urban			
	Number		%		Number		%	
	267		100.00		0		0.00	

<div>CATEGORY</div> <div></div>	SC		ST		OBC		GEN	
	Number	%	Number	%	Number	%	Number	%
	0	0.00	198	74.16	3	1.12	66	24.72

<div>CWSN</div> <div></div>	LD	VI	HI	S&LD	ID	Oth
	1	0	0	0	0	0

<div>Management</div> <div></div>	Government			Government-aided		
	Number		%	Number		%
	267		100.00	0		0.00

**Average Performance of Students in Language (%)**

Overall	Gender		Area		Management		Social Group			
	Male	Female	Rural	Urban	Govt.	Aided	SC	ST	OBC	GEN
44.29	44.28	44.31	44.29	0.00	44.29	0.00	0.00	40.47	68.89	54.65

### Performance on Learning Outcomes (LOs)

Learning Outcomes	Description	Average Performance(%)
L813	Read textual/non-textual materials with comprehension and identifies the details, characters, main idea and sequence of ideas and events while reading	44.29

Range of Performance of Students who Answered Correctly							
Below 30%		30% - 50%		50% - 75%		Above 75%	
Number	%	Number	%	Number	%	Number	%
78	29.21	90	33.71	70	26.22	29	10.86

### Lowest Performing Learning Outcomes (LOs)

1 - Read textual/non-textual materials with comprehension and identifies the details, characters, main idea and sequence of ideas and events while reading (44.29)